

Guaranteed **DEPOSITS**

BROUGHT TO YOU BY



- IT'S A -
**MONEY
THING®**

What is a

**GUARANTEED
INVESTMENT
CERTIFICATE?**



A Guaranteed Investment Certificate (GIC) is a guaranteed investment product commonly sold by credit unions and banks

Guaranteed Investment Certificate

FEATURES

GIC FEATURES



Fixed INTEREST RATE

A GIC offers a guaranteed interest rate for a specified period of time

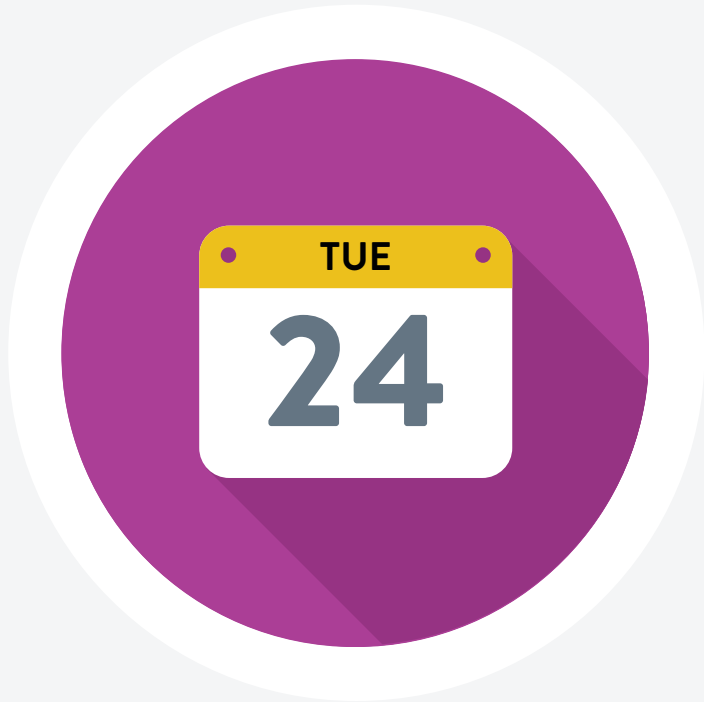
GIC FEATURES



Fixed TERM LENGTH

You leave your money in a GIC for the term you've agreed to (typically three months to five years)

GIC FEATURES



Fixed MATURITY DATE

A GIC is held until a maturity date, at which time the funds can be withdrawn and interest is paid

Guaranteed Investment Certificate

BENEFITS



PREDICTABLE RATE OF RETURN

GICs offer a guaranteed interest rate, so you know exactly how much your investment will increase in value over time



GOVERNMENT INSURED

Most GICs held in credit unions are protected from up to \$100,000 to unlimited, depending on the province; most GICs held in banks are protected up to \$100,000 by the Canada Deposit Insurance Corporation (CDIC)



LESS SUSCEPTIBLE TO MARKET DYNAMICS

Unlike stocks or mutual funds, your investment in GICs is guaranteed to increase in value, no matter what happens to the economy or the financial markets

Guaranteed Investment Certificate
LADDER STRATEGY

GIC LADDER STRATEGY

A way to maximize your income potential while still maintaining some access to your funds is by using a GIC ladder strategy



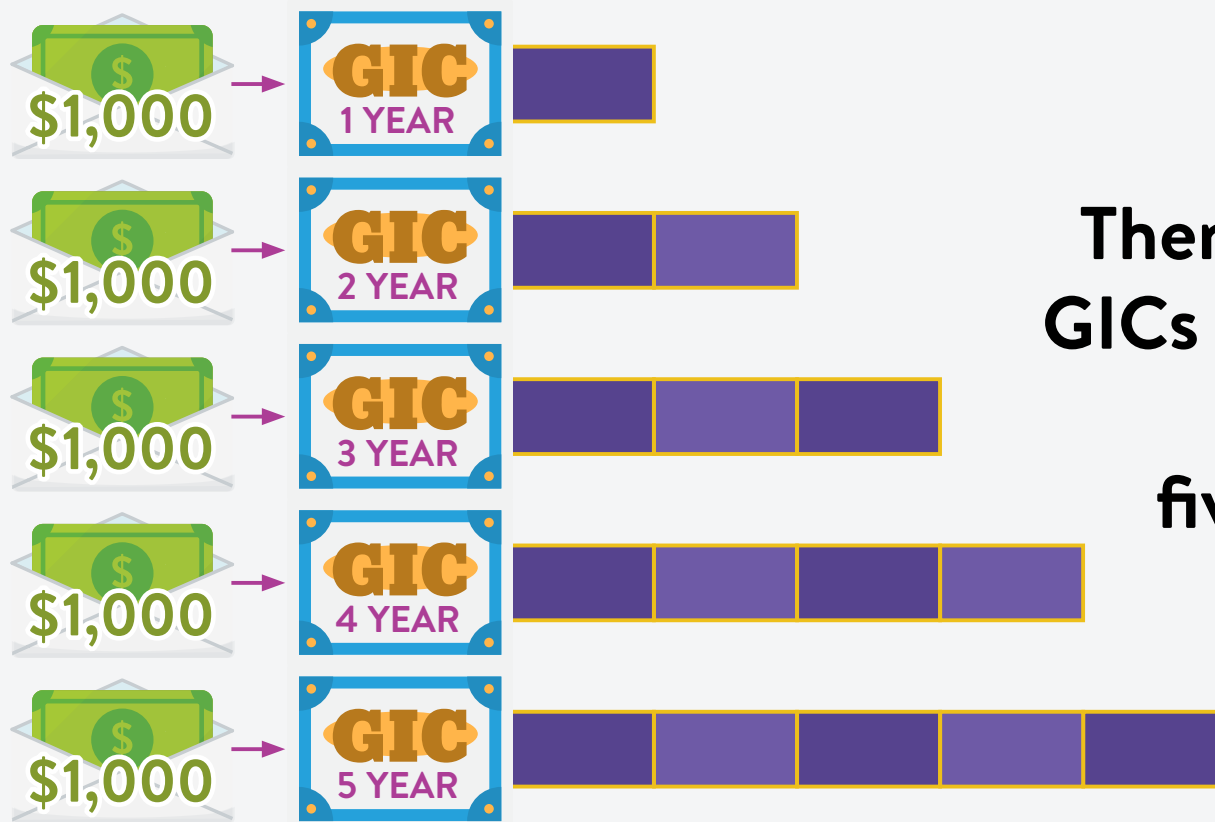
- Divide your money into smaller chunks and deposit them at different times
- You end up with some of your money in a long-term GIC with a high interest rate
- You will also have some of it available for withdrawal or reinvestment every year
- You get the benefits of the long-term rate without locking up all of your money

GIC LADDER EXAMPLE



If you have \$5,000 to invest, first you divide it up equally, resulting in five parts of \$1,000 each

GIC LADDER EXAMPLE



Then you buy five
GICs ranging from
one-year to
five-year terms

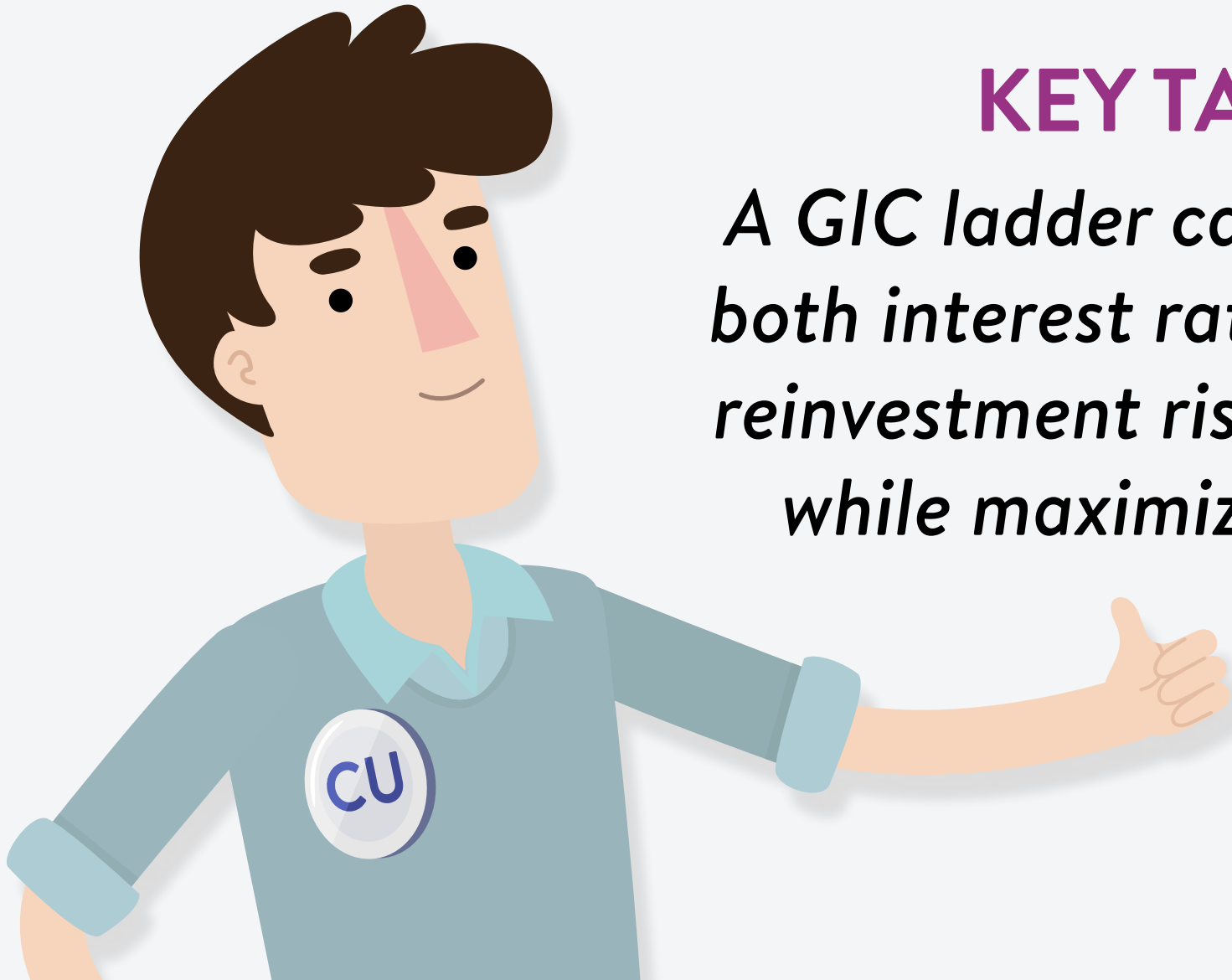
GIC LADDER EXAMPLE

When your first year is up, unless you really need the money, you can take the balance from the one-year GIC and reinvest it as another five-year GIC



GIC LADDER EXAMPLE

From that point on, you keep reinvesting in five-year GICs every year—that way, you can have access to part of your money each year as one of your GICs matures, while at the same time taking advantage of the better rates for longer-term GICs



KEY TAKEAWAY

A GIC ladder can decrease both interest rate risks and reinvestment risks for GICs while maximizing returns

Other

CONSIDERATIONS

1

You will find lots of options for term lengths and interest rates when you shop around for GICs

2

If you think that interest rates are about to rise, then you should keep the term lengths of your GICs shorter, so that you can take advantage of higher rates on your next GIC purchase

3

If you think that interest rates will fall, then you should invest in longer-term GICs and lock in the higher interest rates right now

4

If you need even more flexibility, there are also cashable and redeemable GICs, which allow you to withdraw your funds before the term is over, but may not offer as much interest

BROUGHT TO YOU BY



Sources: *Forbes*, Investopedia, NerdWallet

It's a Money Thing is a registered trademark of Currency Marketing

- IT'S A -
**MONEY
THING**®